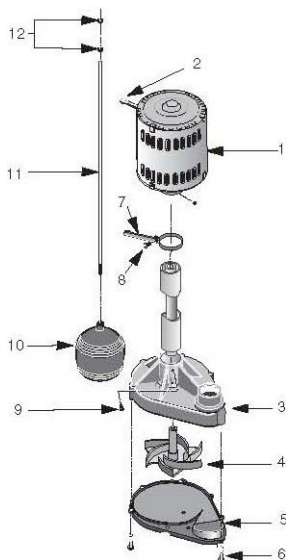
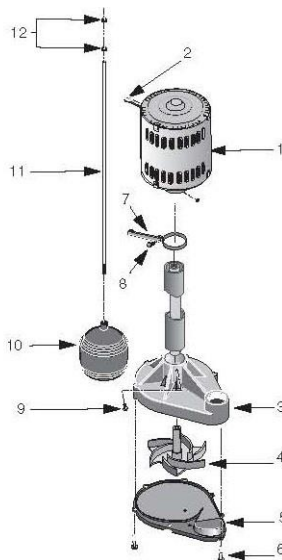


Model FPPM3600D-09



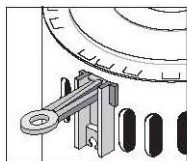
Model FPPSS3000-09



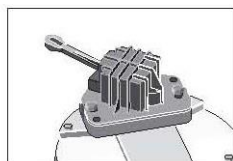
Models PM3600D-09 and PSS3000-09

Key No.	Description	No. LJ sed	Model	
			FPPSS3000-09	FPPM3600D-09
2	Motor	1		
	Switch	1		
4	Volute (Pump Body)	1	SI-31 B	
	Impeller	1	PS5-269P	PSI-25P
5	Base Plate	1	PS4-1	PS5-269P PS4-
6	Screws (Base Plate)	8	COO-571 BT	1_LJ30-934ZP
7	Float Rod Guide	1	RP0005249	RP0005249
8	Screw (Guide Rod)	1	ugo-929ZP	U30-929ZP
9	Screw (Base)	1	C130-946PI-I	sc004-11 6
10	Float	1	FTOOI 3-63	FTOOI 3-63
11	Float Rod	1	RP0051	RP005168S
12	Float Stop	2	RP0005248	RP0005248

* If the motor fails, replace the entire pump. + Select with model number below.



Switch FP0020



Switch FPOOI 8-7D